

Scaled data based on original data using
LM-79-08 Approved Method: Electrical and Photometric Measurements of Solid-
State Lighting Products

Test Report Prepared for
Cooper Lighting Solutions
(formerly Eaton)

Brand: STREETWORKS

Report Number: P367942

Luminaire Tested: **PMM-SA3C-730-U-5NQ**

Issue Date: 12/2/2019

Test Information

Test Method: LM-79-08
Report Number: P367942
TEST IS SCALED FROM IESNA LM-79-08 TEST DATA (G2-1910-543-5)
Test Lab: INNOVATION CENTER
Issue Date: 12/2/2019
Manufacturer: COOPER LIGHTING SOLUTIONS (FORMERLY EATON)
Product Line: STREETWORKS
Catalog Number: PMM-SA3C-730-U-5NQ
Description: MESA POST TOP DECORATIVE LUMINAIRE. (3) LIGHTSQUARES WITH 16 LEDS EACH AND TYPE V NARROW OPTICS.
Light Source: -
Ballast/Driver: ELECTRONIC DRIVER

Summary

Lumens per Lamp: N/A
Luminaire Lumens: 16966 lumens
Efficiency: N/A
Efficacy: 102.2 lumens/watt
Luminous Opening: Rectangular (W 1' x L: 1' x H: 0')
IES Classification: Type V - Short
BUG Rating: B4 - U0 - G2

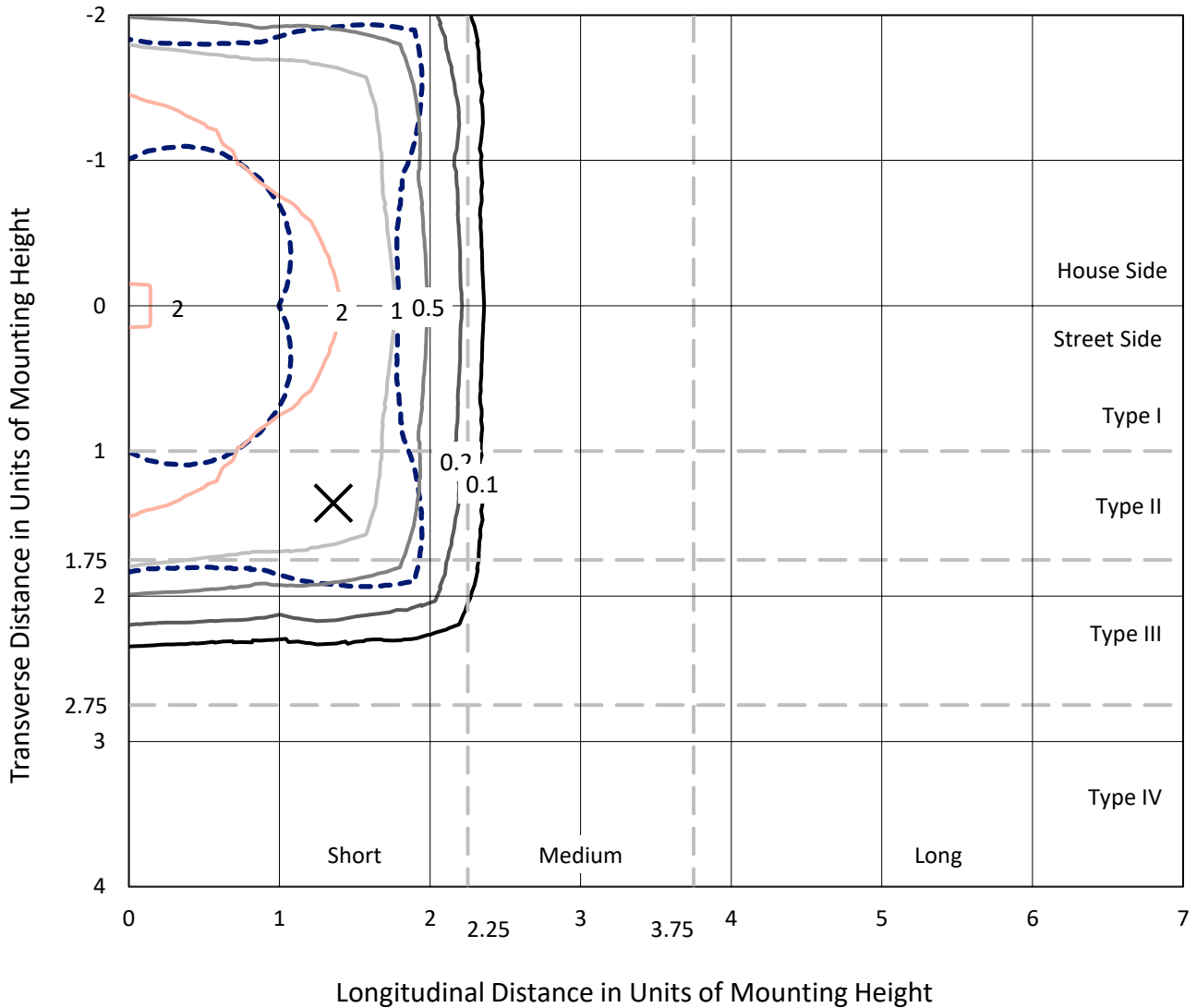
Input Watts (W): 166
Input Voltage (V): NR
Input Current (Ain): NR
Voltage Rise (V): NR
Power Factor: NR
Total Harmonic Distortion (THDi): NR
Frequency (hertz): 60
Stabilization Time: NR
Operation Time: NR
Ambient Temperature (°C): NR
Test Distance: 28.75 FT



REPORT NUMBER: P367942
 CATALOG NUMBER: PMM-SA3C-730-U-5NQ

Iso-Footcandle Lines of Horizontal Illumination

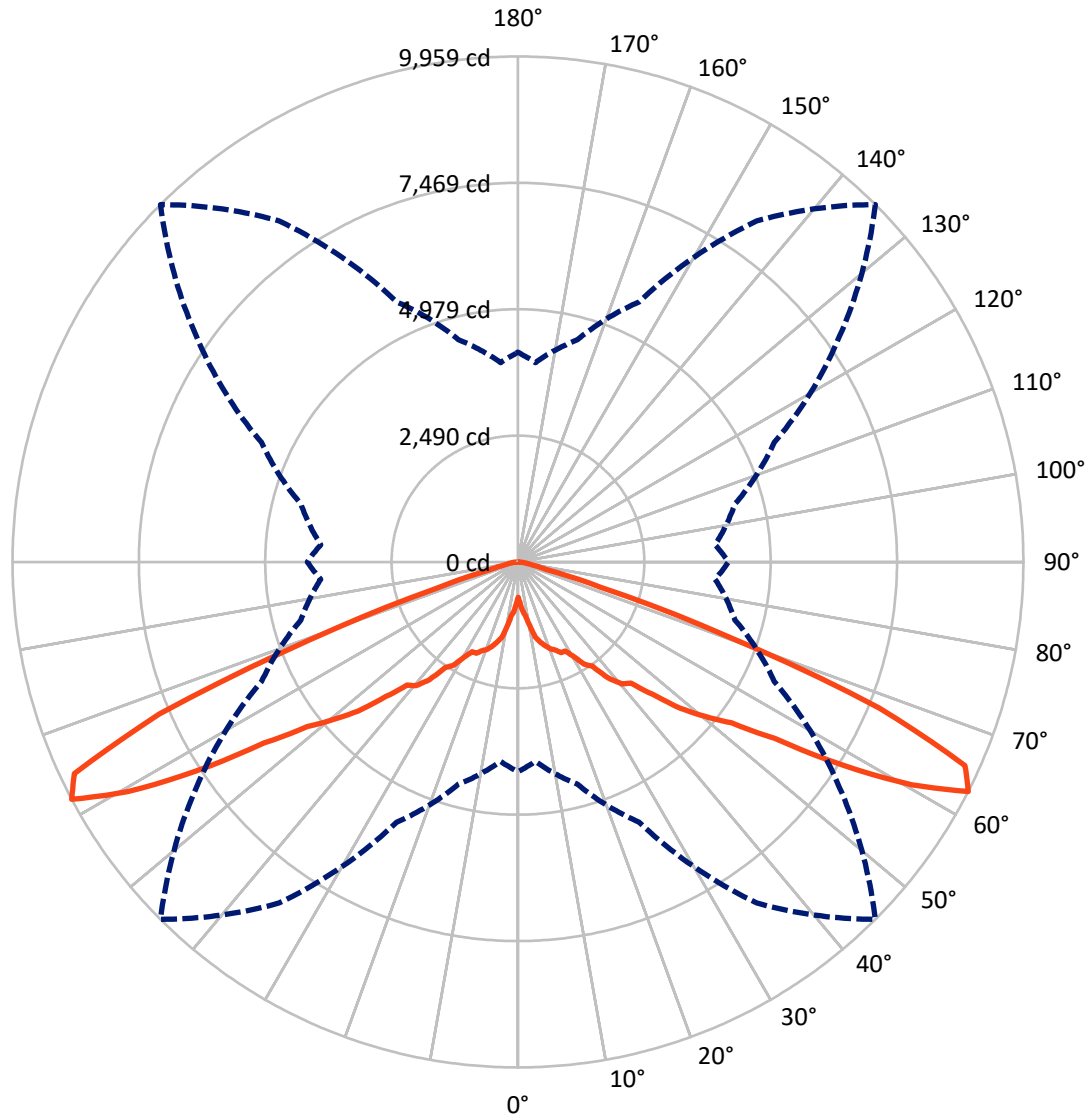
✕ Max cd
 - - - 1/2 Max cd



Based on 25 foot mounting height. Maximum calculated value = 2.9 fc
 Type V - Short - N/A

REPORT NUMBER: P367942
CATALOG NUMBER: PMM-SA3C-730-U-5NQ

Luminous Intensity Polar Plot



— Vertical Plane Through 45-Deg Lateral - - - Horizontal Cone Through 62.5-Deg Vertical

REPORT NUMBER: P367942
 CATALOG NUMBER: PMM-SA3C-730-U-5NQ

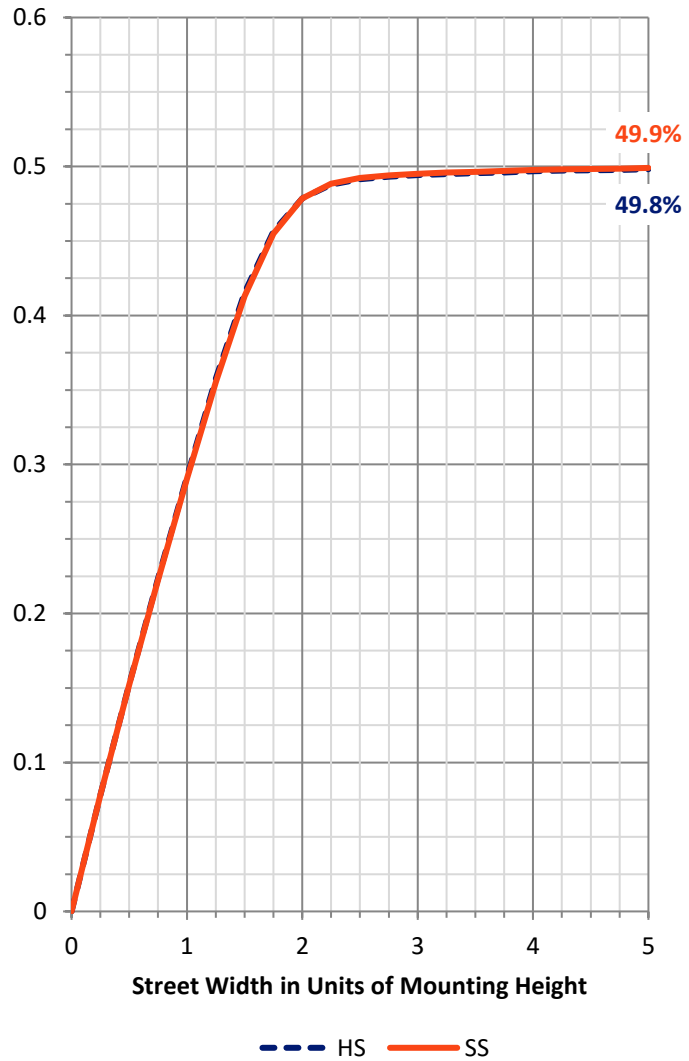
FLUX DISTRIBUTION:

		Downward	Upward	Total
House Side	Lumens	8483.0	0.0	8483.0
	% Fixture	50.0	0.0	50.0
Street Side	Lumens	8483.0	0.0	8483.0
	% Fixture	50.0	0.0	50.0
Total	Lumens	16966.0	0.0	16966.0
	% Fixture	100.0	0.0	100.0

ZONAL LUMENS:

Zone	Lumens	% Fixture
0°-10°	104.6	0.6
10°-20°	461.0	2.7
20°-30°	966.2	5.7
30°-40°	1820.4	10.7
40°-50°	3304.0	19.5
50°-60°	5582.7	32.9
60°-70°	4173.4	24.6
70°-80°	466.9	2.8
80°-90°	86.9	0.5
90°-100°	0.0	0.0
100°-110°	0.0	0.0
110°-120°	0.0	0.0
120°-130°	0.0	0.0
130°-140°	0.0	0.0
140°-150°	0.0	0.0
150°-160°	0.0	0.0
160°-170°	0.0	0.0
170°-180°	0.0	0.0
0°-90°	16966.0	100.0
0°-180°	16966.0	100.0

Coefficient of Utilization



REPORT NUMBER: P367942

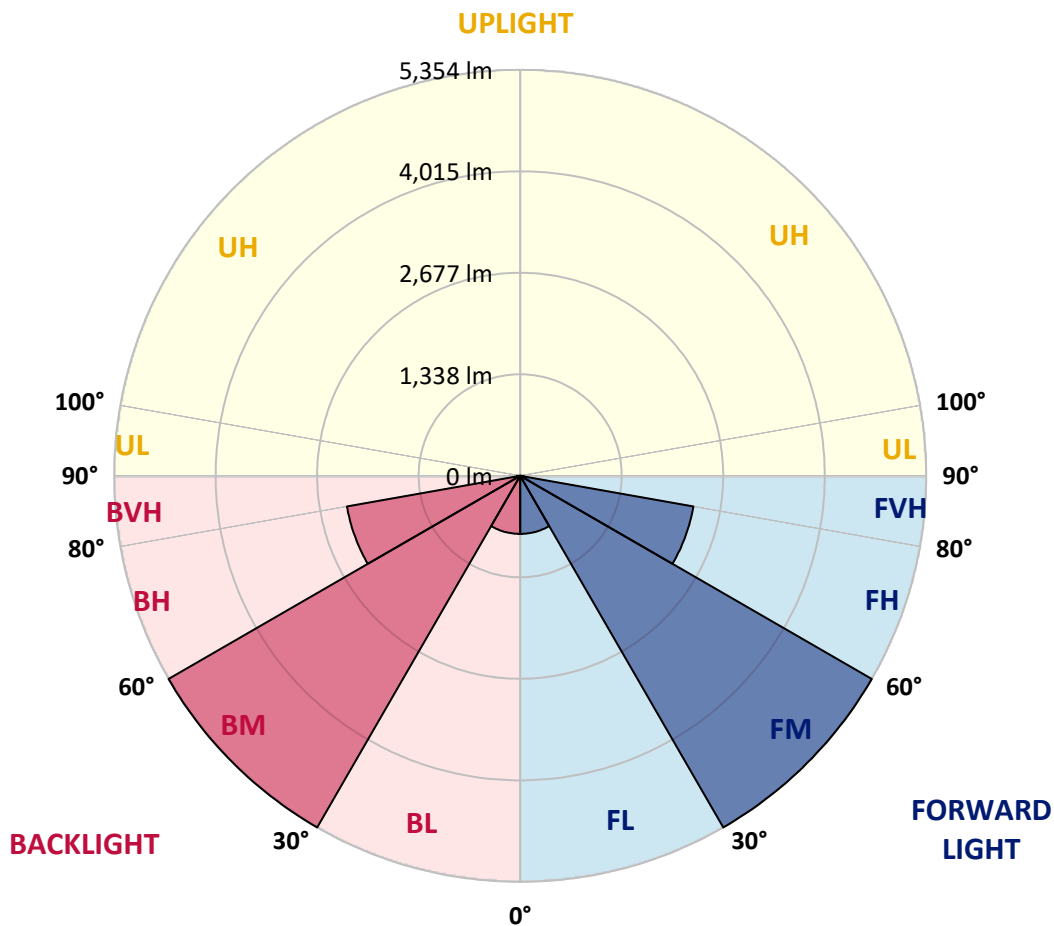
CATALOG NUMBER: PMM-SA3C-730-U-5NQ

LUMINAIRE CLASSIFICATION SYSTEM LUMEN TABLE AND BUG RATING:

Zone	Lumens	% Fixture	Zone Rating/Lumen Limit		
			B	U	G
FL (0°-30°)	765.9	4.5			
FM (30°-60°)	5353.6	31.6			
FH (60°-80°)	2320.1	13.7			G2/5000
FVH (80°-90°)	43.4	0.3			G1/100
BL (0°-30°)	765.9	4.5	B2/1000		
BM (30°-60°)	5353.6	31.6	B4/8500		
BH (60°-80°)	2320.1	13.7	B3/2500		G2/5000
BVH (80°-90°)	43.4	0.3			G1/100
UL (90°-100°)	0.0	0.0		U0/0	
UH (100°-180°)	0.0	0.0		U0/0	

BUG Rating: B4-U0-G2

Type V Short





REPORT NUMBER: P367942

CATALOG NUMBER: PMM-SA3C-730-U-5NQ

CANDELA DISTRIBUTION (FULL):

	0°	5°	15°	25°	35°	45°	55°	65°	75°	85°	90°
0°	693.7	693.7	693.7	693.7	693.7	693.7	693.7	693.7	693.7	693.7	693.7
2.5°	843.5	828.3	775.1	793.8	813.1	810.3	805.5	791.0	777.9	832.4	843.5
5°	1075.4	1040.9	1022.3	1007.1	1003.6	966.3	1017.4	1011.9	1029.2	1058.1	1086.4
7.5°	1260.4	1227.9	1178.9	1168.6	1112.7	1071.3	1115.4	1170.0	1187.2	1240.4	1272.1
10°	1328.0	1299.7	1308.7	1262.5	1259.7	1271.4	1261.8	1274.2	1319.7	1313.5	1337.0
12.5°	1479.9	1484.7	1455.7	1444.0	1467.5	1518.5	1475.0	1459.9	1448.8	1495.8	1510.3
15°	1622.1	1650.4	1602.7	1595.2	1585.5	1633.1	1586.2	1609.0	1629.0	1638.6	1633.1
17.5°	1823.6	1825.0	1771.9	1687.0	1718.7	1733.9	1713.2	1673.8	1768.4	1816.0	1818.8
20°	1956.1	1961.0	1856.1	1723.5	1813.3	1827.1	1816.7	1734.6	1860.2	1939.6	1936.1
22.5°	2099.0	2082.5	1940.3	1843.6	1875.4	1883.7	1861.6	1851.2	1939.6	2083.8	2062.4
25°	2195.0	2225.3	2083.8	2021.7	1994.8	1975.5	2003.8	2009.3	2099.7	2230.9	2158.4
27.5°	2424.1	2371.7	2150.1	2173.6	2116.3	1985.8	2110.1	2178.4	2159.1	2382.7	2437.2
30°	2627.8	2629.1	2318.5	2363.4	2257.1	2151.5	2286.1	2384.8	2360.6	2647.1	2595.3
32.5°	2888.0	2897.6	2609.1	2489.0	2417.2	2397.2	2380.6	2489.7	2640.2	2872.1	2876.9
35°	3168.9	3251.7	2859.7	2733.4	2611.2	2522.8	2618.1	2769.3	2867.3	3237.9	3172.4
37.5°	3716.3	3576.8	3255.9	3018.4	2940.4	2905.2	2955.6	3043.3	3255.2	3574.8	3687.3
40°	4040.0	4001.3	3564.4	3365.6	3064.7	3158.6	3130.9	3371.1	3546.5	4023.4	4033.8
42.5°	4534.9	4340.2	3947.5	3694.9	3424.3	3261.4	3434.0	3756.3	3968.2	4371.3	4561.8
45°	4926.3	4676.4	4373.4	4181.5	3839.8	3719.0	3781.2	4193.9	4459.7	4736.4	4987.0
47.5°	5359.0	5088.5	4785.5	4444.5	4111.1	4307.8	4198.1	4561.1	4820.7	5217.5	5452.2
50°	5903.0	5603.4	5215.5	4933.9	4713.0	4782.0	4764.7	5023.6	5343.9	5705.6	5972.0
52.5°	6502.1	6163.2	5789.1	5527.5	5434.3	5263.1	5486.7	5593.0	5829.1	6160.4	6473.1
55°	6921.1	6582.2	6355.8	6440.0	6415.1	6140.4	6336.4	6347.5	6233.6	6353.0	6667.8
57.5°	6856.2	6532.5	6501.4	6819.6	7295.2	7560.9	7257.9	6606.3	6179.7	6123.8	6457.2
60°	5994.8	5718.0	6002.4	6720.2	8105.5	8914.5	7748.0	6411.0	5708.3	5417.7	5739.4
62.5°	4131.1	3944.1	4533.5	5655.9	8202.9	9958.8	7730.0	5571.0	4427.2	3899.9	4149.7
65°	1958.2	1890.6	2388.2	3585.8	6832.7	9680.0	6753.3	3769.4	2548.4	2035.5	2092.1
67.5°	736.5	702.7	876.6	1584.1	4303.7	7677.6	4539.7	1859.5	985.7	766.2	792.4
70°	418.3	394.1	416.9	577.7	1732.5	4348.5	1958.2	637.8	419.0	381.7	406.6
72.5°	329.2	310.6	314.1	349.3	597.8	1707.0	633.6	363.8	304.4	289.2	311.3
75°	272.0	255.4	254.7	274.0	348.6	554.3	358.2	278.2	246.4	235.4	253.3
77.5°	216.0	206.4	209.1	224.3	249.9	309.9	259.5	225.0	202.2	189.1	201.6
80°	158.1	156.7	167.7	181.5	186.4	208.5	194.6	181.5	161.5	142.9	147.7
82.5°	103.5	104.2	124.9	136.0	133.9	133.2	139.4	138.7	120.8	94.6	94.6
85°	59.4	60.7	76.6	85.6	84.2	67.0	88.4	89.0	77.3	57.3	55.2
87.5°	19.3	24.2	33.1	35.2	33.8	18.6	33.8	37.3	33.8	24.2	21.4
90°	0.0	0.0	0.0	0.0	0.0	0.0	0.0	0.0	0.0	0.0	0.0

(END OF REPORT)